

DLK42-45-48 VENTILATING TOWERS

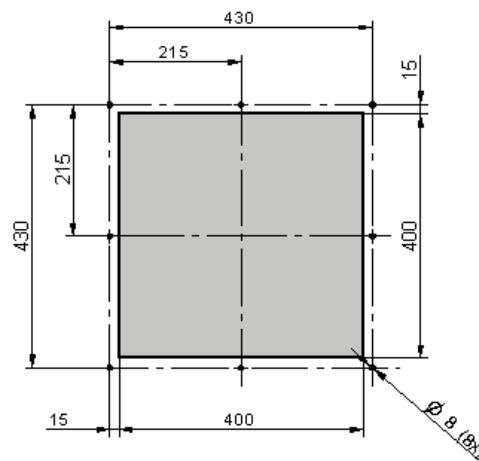
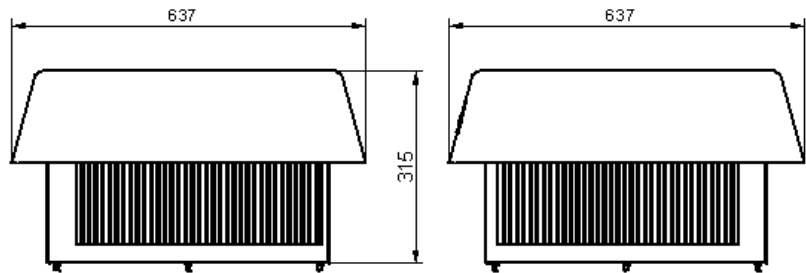
Characteristics	U.M.	DLK42BXOB	DLK45BXOB	DLK48BXOB
Fan air flow rate	m ³ /h	2300/2530	3000/3370	4000/4520
Fan+tower air flow rate	m ³ /h	2110/2390	2750/3180	3670/4270
Power supply	V ~ Hz	230 1~ 50-60	230 1~ 50-60	230 1~ 50-60
Dimensions HxWxD	mm	315x637x637	315x637x637	315x637x637
Absorbed electric power	W	117/160	330/480	420/615
Max. current	A	0,52/0,7	1,6/2,1	2,17/2,75
Over current protection	-	Inside motor	Inside motor	Inside motor
Electrical connection	-	Cable	Cable	Cable
Duty cycle	-	100%	100%	100%
Temperature limits	°C	-20 +60	-20 +60	-20 +60
Protection level EN60529	-	IP44	IP44	IP44
Noise level	dB (A)	62/64	72/74	71/74
DLK + 6 FIL35XNOB capacity	m ³ /h	1920/2200	2520/2930	3340/3930
Direction of the air flow	-	Inside towards outside	Inside towards outside	Inside towards outside
Motor support	-	Bearings	Bearings	Bearings
Conformity	-	CE	CE	CE
Colour	-	RAL 7035 orange peel effect		

Accessories/Options	
Filter unit 325x325 mm	FIL35XNOB
Pack of 10 cloth filters for FAN35	AAFFN35
0-60°C thermostat, NO 10A	AAFTO12
5-60°C thermostat, change-over contact 10A	AAWTS10
Filter Kit for IP54 protection	C15X00000

REMARK : The drilling templates are merely indicative.
Always put in touch with our technical-sales department for further explanation you should need.

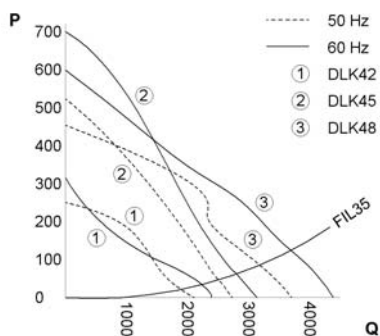


Dimensions



Drilling template

Performances



P = Static pressure (Pa)
Q = Air flow rate (m³/h)