


FAN39 VENTILATING UNITS WITH FILTER

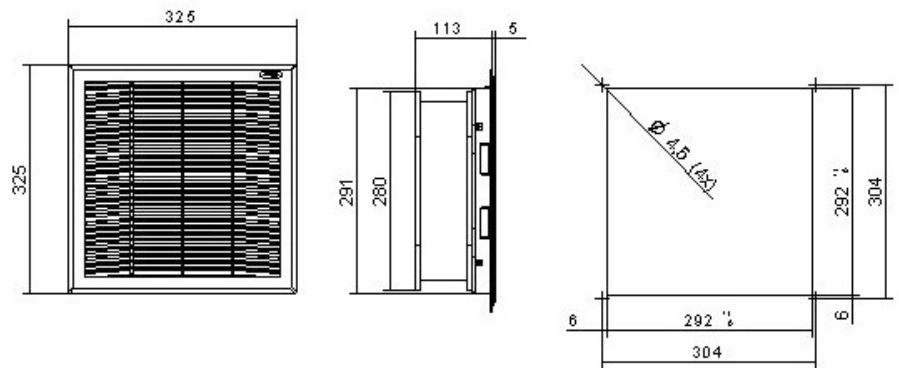
Characteristics	U.M.	FIL35XT0B	FAN39BT0B	FAN39CT0B
Air flow rate	m ³ /h	-	965/980	965/980
Power supply	V ~ Hz	-	230 1~ 50-60	115 1~ 50-60
Dimensions HxWxD	mm	325x325x28	325x325x118	325x325x118
Absorbed electric power	W	-	110/145	115/155
Max. current	A	-	0,49/0,62	1/1,30
Over current protection	-	-	Inside motor	Inside motor
Electrical connection	-	-	Terminal board	Terminal board
Duty cycle	-	-	100%	100%
Temperature limits	°C	-30 +75	-10 +50	-10 +50
Protection level EN60529	-	IP54	IP54	IP54
Noise level	dB (A)	-	65/68	65/68
FAN + FIL air flow rate	m ³ /h	-	1xFIL35XN0B: 625/665	1xFIL35XN0B: 625/665
Direction of the air flow	-	-	Outside towards the inside Reversible	Outside towards the inside Reversible
Filter (Eurovent)	-	EU2	EU2	EU2
Motor support	-	-	Bearings	Bearings
Conformity	-	CE	CE	CE
Colour	-	RAL 7035 orange peel effect		

Accessories/Options	
Pack of 10 cloth filters for FAN35	AAFFN35
Pack of 10 cloth filters for FAN35 high filtering capacity	AAFFH35
0-60°C thermostat, NO 10A	AAFTO12
5-60°C thermostat, change-over contact 10A	AAWTS10
Casing for IP55 protection	C12001230

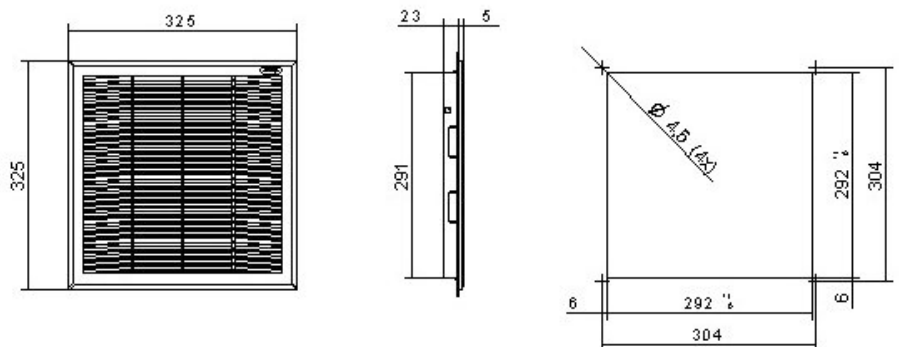
REMARK: the drilling template are merely indicative.
Always put in touch our technical-sales department for further explanation you should need.



FAN39



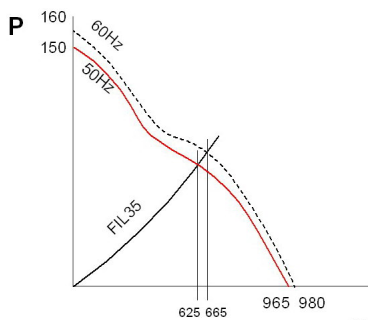
FIL35



Dimensions

Drilling template

Performances



P = Static pressure (Pa)
Q = Air flow rate (m³/h)